



## Spelling Guide

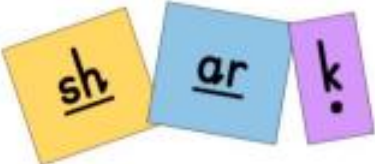







### Ways to Practise Spellings

Below are some suggestions of different ways in which your child can practise their spellings other than using a pencil and paper.

|  |   |
|--|---|
| <p><b>Different colours</b><br/>Make a game using a dice and different colours.</p>   | <p><b>Sand</b><br/>Write words in a tray of sand, rice or sugar.</p>   |
| <p><b>Magic Painting</b><br/>On a dry day, take a bucket of water and a brush and paint the words on the wall or pavement. Watch it dry and then start again.</p>   | <p><b>Chalks</b><br/>Use chalks on a chalkboard, fence panels or on the pavement.</p>    |
| <p><b>Paint</b><br/>Use different coloured paints. Try mixing the paint with washing up liquid, spreading it on a table and writing in it with your finger.<br/>Alternatively, secure the paint in a ziplock bag and tape to the window for mess-free letter painting.</p>  | <p><b>Movement</b><br/>Use your arms then just your finger to trace the words in the air, on the floor or on someone else's back. Can they tell you the word you are spelling?</p>  |
| <p><b>Playdough</b><br/>Can you use the dough to make the different letters and spell your word?</p>    | <p><b>Scrabble Tiles</b><br/>Can you find the letters you need with the scrabble tiles and spell the word? How many points did you earn?</p>                                       |
| <p><b>Type</b><br/>Using a computer, tablet or other electronic device, practise typing to spell your word.</p>   | <p><b>Drawing apps</b><br/>Use a drawing app on the computer or tablet and spell your word. Draw a picture to go with it.</p>    |

## Spelling Activities

Below are some of the different activities you can do with your child to help them practise spelling words.

|  |   |
|--|---|
| <p>Break it into phonemes.</p>                      | <p>Missing words. Give the child a word without the vowels and they fill them in.</p> <p style="text-align: center; font-size: 2em;">h_l_d_y</p>  |
| <p>Break it into syllables.</p>                     | <p>Pyramid Word. On each line, write one more letter until you have written the whole word.</p> <p style="color: red;">P<br/>py<br/>pyr<br/>pyra<br/>pyram<br/>pyrami<br/>pyramid</p>         |
| <p>See words within words.</p>                     | <p>Rainbow Write. Write the word once, then trace over in different colours to make a rainbow.</p>       |
| <p>Draw around the word to reveal its shape.</p>  | <p>Circle the vowels. This same activity could also be used to circle the consonants within a word.</p>  |
| <p>Trace, copy, replicate.</p>                    | <p>Draw an image to go with the word.</p>   |